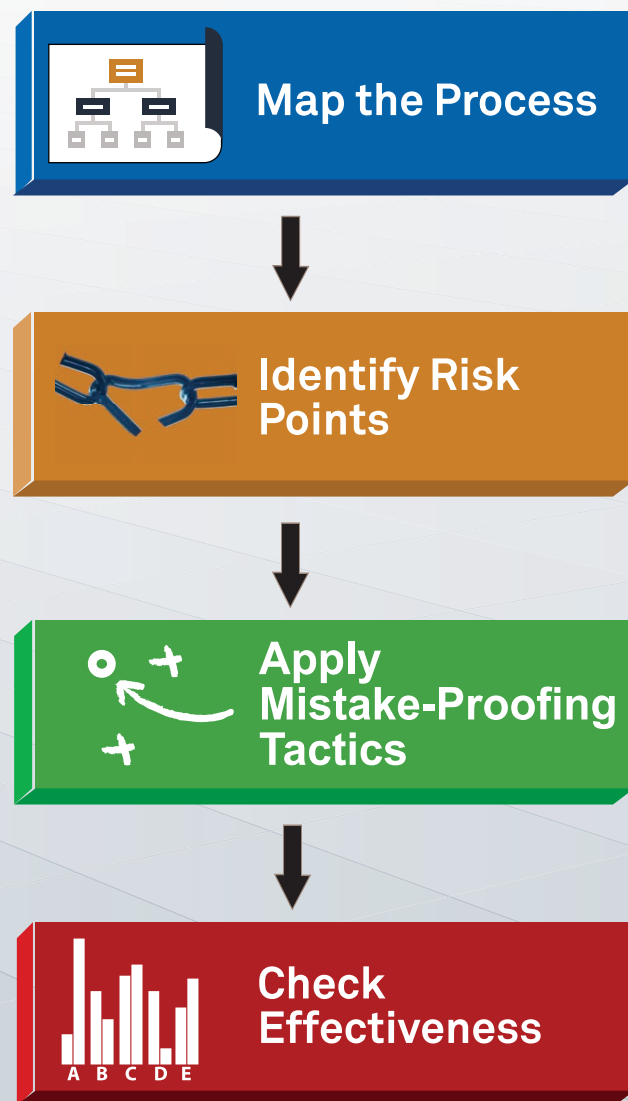


Mistake Proofing to Mitigate Risk

A Step-by-Step Approach

Overall Process



Mistake-Proofing Tactics




Key Concepts

Successful mistake proofing requires new ways of thinking and new concepts.

Shift from “knowledge in the head” to “knowledge in the world.”

One of the hallmarks of mistake proofing is seeking ways to put knowledge into the world—to embed it into the task environment.

Knowledge in the Head **Knowledge in the World**



What I remember from training or other learning—information contained in human memory.


What I see in the task environment that helps me know what to do—any kind of information provided as part of the task environment.

Shift from “culture of individual excellence” to “culture of process excellence.”

Another hallmark of mistake proofing is to better balance a focus on individual excellence with a focus on process excellence.

Culture of Individual Excellence

Culture of Process Excellence



Find and reward individuals who have the right combination of skills, traits, and motivation.

Focus on process design and mistake proofing—make it easy to do things the right way and hard to do them the wrong way.

This step-by-step approach to mistake proofing was developed in collaboration with the expertise and experience of the CAP 15189 Committee. Bring mistake proofing expertise to your organization—the CAP’s QMED™ online course on mistake proofing will increase your ability to design new processes, modify existing processes, minimize mistakes, and manage your risks. Earn four CE credits with the completion of this course. To register, visit cap.enspire.com.